

IJOY STICK VPC KIT MANUAL

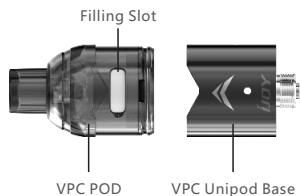
Thank you for choosing IJOY! Please read this manual carefully to ensure proper use. For additional information regarding this product and its use, please consult your local IJOY retailer or visit: www.ijoycig.com

PRODUCT INTRODUCTION:

IJOY Stick VPC Kit consists of a 1100mAh battery paired with a 2ml capacity POD-style atomizer. The Stick VPC Mod is a slim style design utilizing stainless steel. Manufactured using Stamp Forming Process combined with electroplating for an elegant and attractive mix of color options. IJOY Diamond VPC UNIPOD is a pod-style atomizer with a 2ml capacity and simple side filling design. Easy to operate pluggable design makes this a user-friendly starter kit for those looking for a smoking alternative device.

SPECIFICATIONS

- Material: Stainless Steel
- Size: 19*108.5mm
- Net Weight: (unknown) if not know, leave off
- Working Voltage: 3.5V
- Battery Capacity: 1100mAh
- Compact And Portable
- VPC 1.6 POD (1.6 ohm)



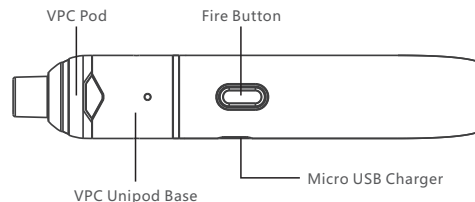

Operation Instruction:
1. Pull out pod from UNIPOD base



2. Unplug the silicon stopper at side of the pod and fill directly with e-liquid.



3. Close side fill with silicone stopper and plug pod into grooved joint of base.

**4. POWER ON/OFF**

Press fire button 5 times in quick succession to turn device on. The Battery indicator LED light will flash white three(3) times. Once on, just hold button down to start vaping. When not in use, press fire button 5 times in quick succession to turn the device off.

5. Battery Light Indicator – Color Changes According to Battery Power

- When Battery life is between 70-100% power, indicator light will glow blue.
- When battery life is between 40-69% power, indicator light will glow green.
- When battery life is below 39% power, indicator light will glow red.
- Red Indicator Light will flash 10 times when device needs to be charged.

6. How To Charge Via USB

- Connect device through USB cable to power adapter or computer.
- DO NOT VAPE during Charging – Not a pass-through device
- Battery Light indicator Will flash when charging
- Once fully charged, the indicator light will glow green.

Malfunction Indication and Safety Protections:

- Advance IWEPAL chipset with multiple protections
- No Atomizer: Indicator light will flash six (6) times
- Short-circuit: indicator light will flash three (3) times
- 10 Second Turn Off protection

WARNINGS

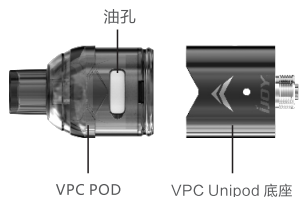
- Please Read The Manual Carefully
- Please Do Not Store e-liquid in atomizer if the device will not be used for a long period.
- Please DO keep device away from children, pregnant woman and pets.
- For Adult Use Only – Not intended for Minors (under 18 years of age)
- If the device has not been in use for a long time, please charge every 30-60 days to ensure battery life.

感谢您选择 IJOY! 请仔细阅读本说明书以确保正确使用。有关该产品或其使用的其他信息, 请咨询当地的爱卓依零售商或访问我们的网站: www.ijoycig.com。

IJOY STICK VPC KIT 是一款内置 1100 毫安电池容量的尼古丁盐电子烟装置, 外观时尚, 携带方便, 内部搭配 IWEPAL 控制芯片, 增加短路保护, 低电保护等功能, 安全可靠。个性的长条形按键, 带环形工作指示灯, 操作简单, 支持 USB 快速充电。搭配 VPC Unipod. 简单的侧面注油方式, 可拔插循环使用, 操作方便快捷, 口感好, 还原度高, 使用寿命长, 雾化效果充分, 可以完美地应用于尼古丁盐, 是一款全能型的初级套装!

产品参数:

- 烟弹: 可重复注油 2 毫升
- 尺寸: 19 * 108.5毫米
- 电压: 3.5 v
- 电池容量: 1100 毫安
- VPC POD 电阻: 1.6 欧姆



操作指南:

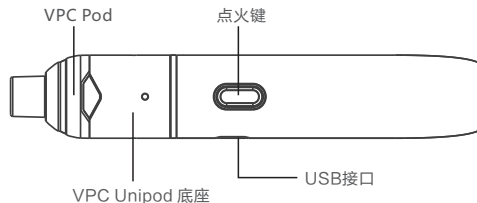

1. 拔开 Unipod 底座和注油仓。



2. 打开密封塞, 然后直接注油。



3. 关闭密封塞, 将注油仓插入底座。



4. 连续按点火键 5 次开/关机, 白色指示灯闪 3 下以示开/关机。

5. 指示灯的颜色会根据电池电量而发生颜色变化。

- 当电池电量在 70% 到 100% 之间时, 按下点火键, 指示灯为蓝色
- 当电池电量在 40% 到 69% 之间时, 按下点火键, 指示灯为绿色
- 当电池电量在 39% 以下时, 按下点火键, 指示灯为红色

6. 当红色指示灯闪烁10次, 说明需要给设备充电, 请通过USB线将设备连接到计算机或插座。

- 充电时禁止使用设备
- 当电池电压低于 3.2V 时, 设备将在充电过程中关闭
- 电池充满, 指示灯变为绿灯

备注: 长时间不使用设备的情况下, 请每 30 - 60 天充电一次以保证电池使用寿命。

故障指示及保护

- 无雾化器安装: 指示灯会连续闪烁 6 下。
- 短路保护: 指示灯会连续闪烁 3 下。
- 吸烟超时保护 (10秒)。

温馨提示

- 使用前请仔细阅读说明书。
- 如果该设备长时间不使用, 请不要将烟油留在雾化器内。
- 长时间不使用时, 请从设备中取出电池。
- 请远离儿童、孕妇和未成年人(18岁以下)